

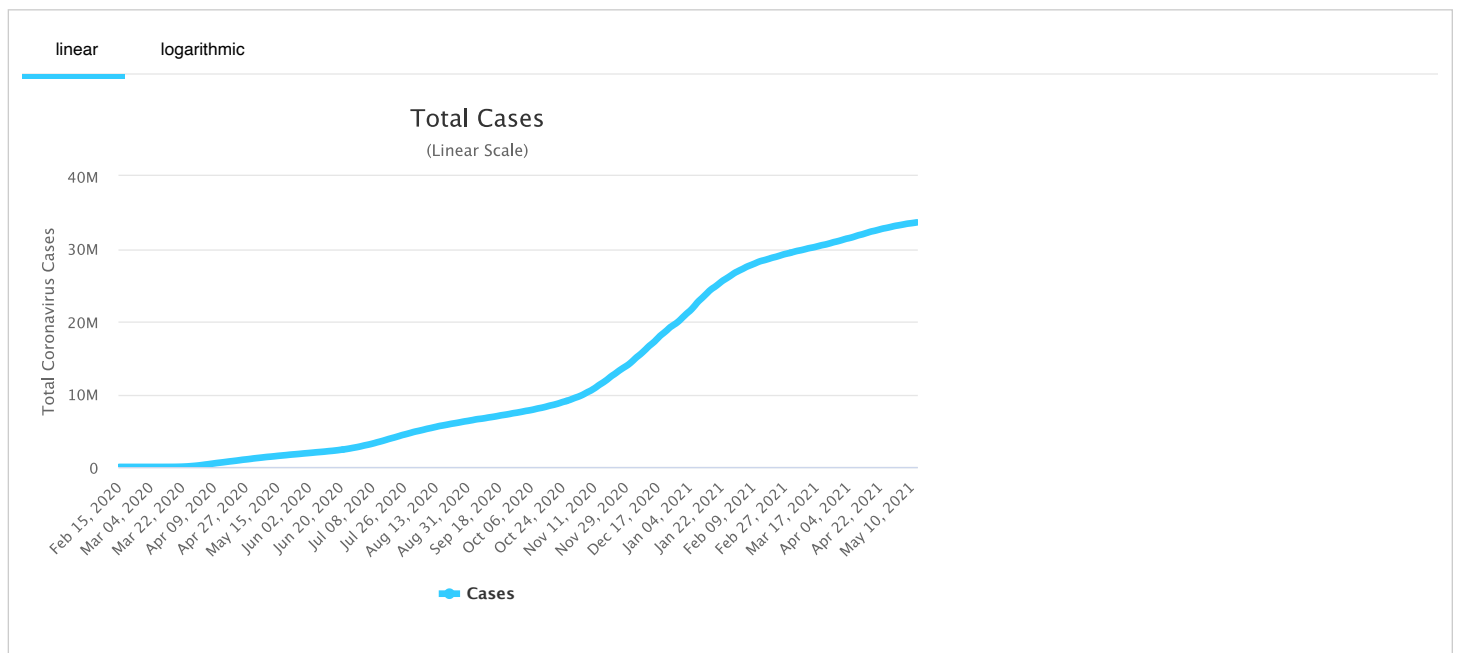
#	USA State ↕	Total Cases ↕	New Cases ↕	Total Deaths ↕	New Deaths ↕	Total Recovered ↕	Active Cases ↕	Tot Cases/ 1M pop ↕	Deaths/ 1M pop ↕	Total Tests
	USA Total	33,626,097		598,540		26,667,199	6,360,358	101,589	1,808	462,7
1	<u>California</u> <u>(/coronavirus/usa/california/)</u>	3,765,732		62,572		2,008,779	1,694,381	95,305	1,584	62,4
2	<u>Texas</u> <u>(/coronavirus/usa/texas/)</u>	2,930,336		51,064		2,794,709	84,563	101,060	1,761	29,2
3	<u>Florida</u> <u>(/coronavirus/usa/florida/)</u>	2,282,613		35,946		1,870,952	375,715	106,278	1,674	28,3
4	<u>New York</u> <u>(/coronavirus/usa/new-york/)</u>	2,129,182		53,164		1,585,548	490,470	109,449	2,733	53,4
5	<u>Illinois</u> <u>(/coronavirus/usa/illinois/)</u>	1,361,666		24,671		1,249,117	87,878	107,456	1,947	23,5
6	<u>Pennsylvania</u> <u>(/coronavirus/usa/pennsylvania/)</u>	1,186,310		26,808		1,074,963	84,539	92,666	2,094	13,5
7	<u>Georgia</u> <u>(/coronavirus/usa/georgia/)</u>	1,113,411		20,450		955,211	137,750	104,866	1,926	9,0

#	USA State	Total Cases	New Cases	Total Deaths	New Deaths	Total Recovered	Active Cases	Tot Cases/ 1M pop	Deaths/ 1M pop	Total Tests
8	Ohio (/coronavirus/usa/ohio/)	1,088,343		19,441		1,041,481	27,421	93,108	1,663	12,7
9	New Jersey (/coronavirus/usa/new-jersey/)	1,009,521		25,906		823,511	160,104	113,657	2,917	13,9
10	North Carolina (/coronavirus/usa/north-carolina/)	987,837		12,853		950,929	24,055	94,187	1,225	12,7
11	Michigan (/coronavirus/usa/michigan/)	972,746		19,646		703,746	249,354	97,403	1,967	13,9
12	Arizona (/coronavirus/usa/arizona/)	871,168		17,438		834,295	19,435	119,687	2,396	4,8
13	Tennessee (/coronavirus/usa/tennessee/)	856,428		12,305		835,714	8,409	125,407	1,802	7,8
14	Indiana (/coronavirus/usa/indiana/)	732,692		13,450		696,076	23,166	108,834	1,998	10,1
15	Massachusetts (/coronavirus/usa/massachusetts/)	699,908		17,722		666,353	15,833	101,546	2,571	22,1
16	Virginia (/coronavirus/usa/virginia/)	668,726		10,961		55,440	602,325	78,346	1,284	9,5
17	Wisconsin (/coronavirus/usa/wisconsin/)	604,863		6,953		590,014	7,896	103,885	1,194	3,4
18	Missouri (/coronavirus/usa/missouri/)	592,049		9,470		531,864	50,715	96,465	1,543	7,1
19	Minnesota (/coronavirus/usa/minnesota/)	591,445		7,352		574,208	9,885	104,873	1,304	9,5
20	South Carolina (/coronavirus/usa/south-carolina/)	585,957		9,619		N/A	N/A	113,806	1,868	7,6
21	Alabama (/coronavirus/usa/alabama/)	532,895		11,001		509,800	12,094	108,683	2,244	2,6
22	Colorado (/coronavirus/usa/colorado/)	528,533		6,556		405,829	116,148	91,779	1,138	2,9
23	Louisiana (/coronavirus/usa/louisiana/)	464,412		10,469		N/A	N/A	99,899	2,252	7,2
24	Maryland (/coronavirus/usa/maryland/)	454,745		8,896		10,420	435,429	75,218	1,471	10,0
25	Kentucky (/coronavirus/usa/kentucky/)	451,213		6,637		52,076	392,500	100,995	1,486	6,3
26	Oklahoma (/coronavirus/usa/oklahoma/)	450,696		6,878		442,247	1,571	113,899	1,738	4,0
27	Washington (/coronavirus/usa/washington/)	421,721		5,679		204,513	211,529	55,381	746	6,7

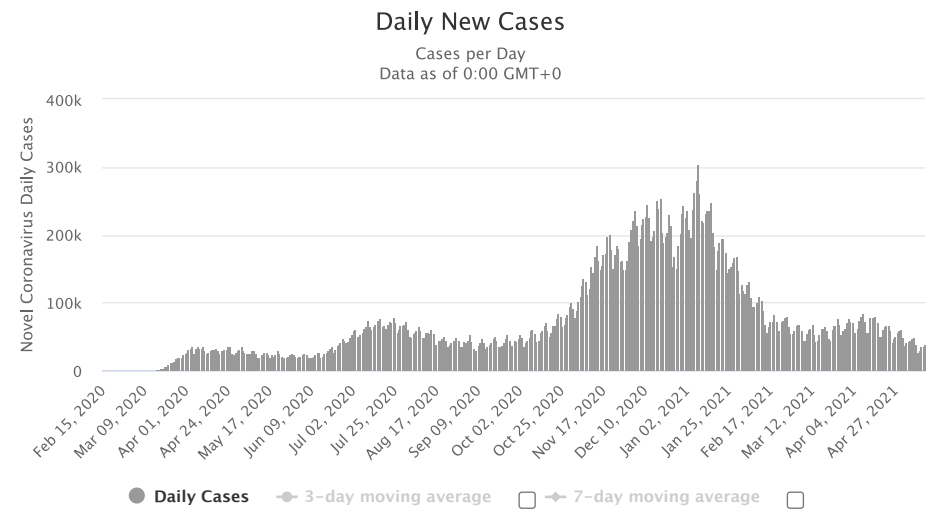
#	USA State	Total Cases	New Cases	Total Deaths	New Deaths	Total Recovered	Active Cases	Tot Cases/ 1M pop	Deaths/ 1M pop	Total Tests
28	Utah (/coronavirus/usa/utah/)	401,669		2,255		391,784	7,630	125,288	703	4,7
29	Iowa (/coronavirus/usa/iowa/)	398,866		5,997		353,553	39,316	126,421	1,901	4,9
30	Connecticut (/coronavirus/usa/connecticut/)	344,612		8,168		313,449	22,995	96,658	2,291	8,9
31	Arkansas (/coronavirus/usa/arkansas/)	338,235		5,783		330,351	2,101	112,080	1,916	3,5
32	Nevada (/coronavirus/usa/nevada/)	320,150		5,523		296,414	18,213	103,940	1,793	3,2
33	Mississippi (/coronavirus/usa/mississippi/)	314,509		7,247		303,371	3,891	105,676	2,435	2,7
34	Kansas (/coronavirus/usa/kansas/)	311,338		5,029		299,607	6,702	106,867	1,726	1,3
35	Nebraska (/coronavirus/usa/nebraska/)	222,247		2,257		N/A	N/A	114,891	1,167	1,0
36	New Mexico (/coronavirus/usa/new-mexico/)	200,432		4,112		185,567	10,753	95,588	1,961	3,3
37	Oregon (/coronavirus/usa/oregon/)	193,732		2,572		161,674	29,486	45,933	610	4,8
38	Idaho (/coronavirus/usa/idaho/)	189,735		2,064		109,387	78,284	106,171	1,155	1,3
39	West Virginia (/coronavirus/usa/west-virginia/)	157,626		2,751		148,159	6,716	87,954	1,535	2,8
40	Rhode Island (/coronavirus/usa/rhode-island/)	150,231		2,698		9,110	138,423	141,813	2,547	4,1
41	South Dakota (/coronavirus/usa/south-dakota/)	123,599		1,989		120,674	936	139,714	2,248	4
42	Montana (/coronavirus/usa/montana/)	110,429		1,597		107,734	1,098	103,323	1,494	1,3
43	North Dakota (/coronavirus/usa/north-dakota/)	108,877		1,503		106,570	804	142,872	1,972	4
44	Delaware (/coronavirus/usa/delaware/)	106,580		1,648		98,271	6,661	109,452	1,692	7
45	New Hampshire (/coronavirus/usa/new-hampshire/)	97,304		1,326		94,528	1,450	71,562	975	2,2
46	Alaska (/coronavirus/usa/alaska/)	66,574		347		58,157	8,070	91,005	474	2,1
47	Maine (/coronavirus/usa/maine/)	65,043		798		N/A	N/A	48,387	594	2,5

#	USA State	Total Cases	New Cases	Total Deaths	New Deaths	Total Recovered	Active Cases	Tot Cases/1M pop	Deaths/1M pop	Total Tests
48	Wyoming (/coronavirus/usa/wyoming/)	58,996		712		57,768	516	101,935	1,230	7
49	District Of Columbia (/coronavirus/usa/district-of-columbia/)	48,404		1,115		34,311	12,978	68,585	1,580	1,5
50	Hawaii (/coronavirus/usa/hawaii/)	33,450		489		N/A	N/A	23,625	345	1,5
51	Vermont (/coronavirus/usa/vermont/)	23,724		252		21,787	1,685	38,020	404	1,6
52	Puerto Rico	257,341		2,412		116,645	138,284	75,980	712	4
53	Guam	8,063		139		7,843	81			1
54	United States Virgin Islands	3,261		27		3,163	71			1
55	Northern Mariana Islands	170		2		N/A	N/A			
56	American Samoa	4				3	1			
57	US Military	291,757		348		278,457	12,952			
58	Veteran Affairs	258,179		11,942		243,202	3,035			3,5
59	Federal Prisons	54,964		238		53,035	1,691			1
60	Navajo Nation	30,677		1,286		29,283	108			2
61	Grand Princess Ship	122		7		115	0			
62	Wuhan Repatriated	3				3	0			
63	Diamond Princess Ship	46				46	0			
	Total:	33,626,097		598,540		26,667,199	6,360,358	101,589	1,808	462,7

Total Coronavirus Cases in the United States

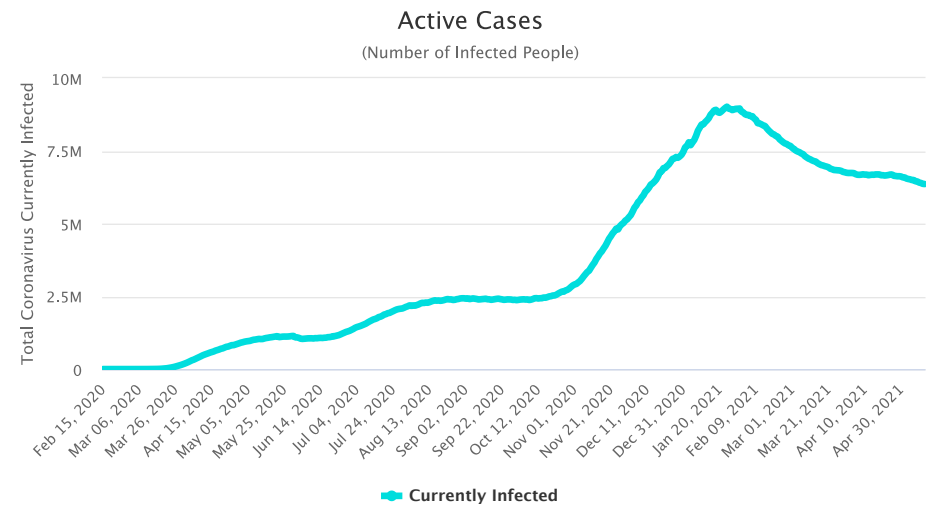


Daily New Cases in the United States



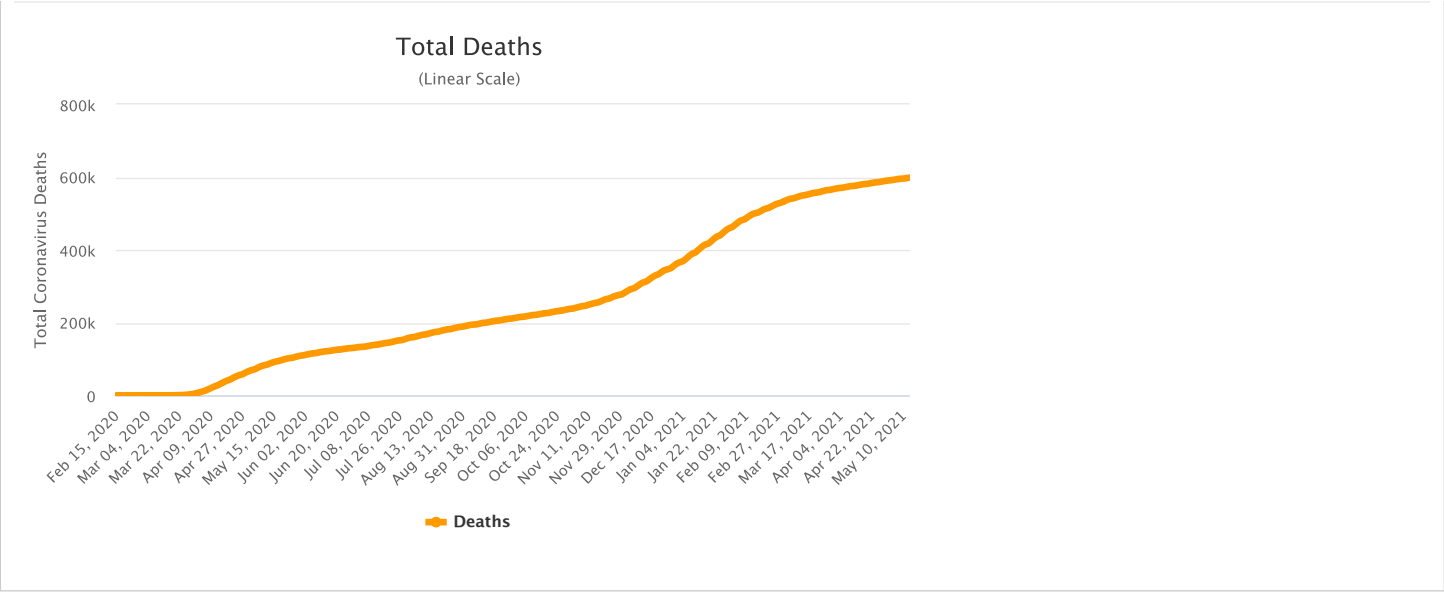
See also: [Daily Deaths Graph](#)

Active Cases in the United States

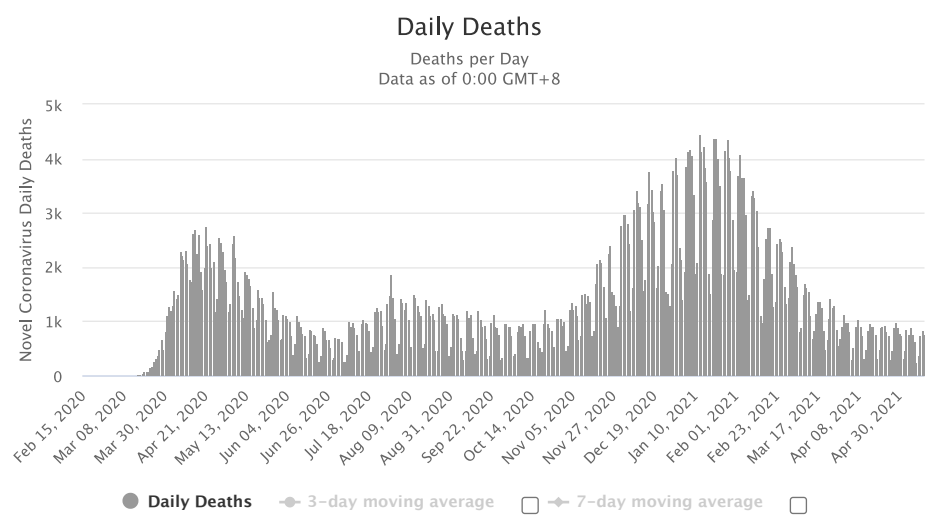


Total Coronavirus Deaths in the United States





Daily New Deaths in the United States



See also: [Daily Cases Graph](#)

Latest News

May 13 (GMT)

Updates

- 39,825 new cases and 762 new deaths in [the United States \(/coronavirus/country/us/\)](#)

May 12

May 11

May 10

Historical account of the initial stages of the epidemic in the United States

Content:

- First 20 cases in the United States
- Progression of first suspected cases
- Timeline of initial events
- Sources for the historical account

First 20 cases in the United States

Information collected on the first 20 domestic cases (not including repatriated cases and Diamond Princess cruise ship evacuee cases) is presented in the table below:

State	Cases	Sex	Age	Date	Case #	Location	Source
Oregon	1			Feb. 29	17 th	Washington C.	
Washington	2			Feb. 29	18, 19 th		
	1	M	30s	Jan. 21	1 st	Snohomish	[7]
Illinois	1			Mar. 1	20 th		
	1	M	60s	Jan. 30	6 th	Chicago	[12]
	1	F	60s	Jan. 24	2 nd	Chicago	[8]
California	2	unkn.	unkn.	Jan. 26	3 rd , 4 th	Orange C., L.A.	[9]
	1	M	adult	Jan. 31	7 th	Santa Clara C.	[17][18]
	1	F	unkn.	Feb. 2	9 th	Santa Clara C.	
	1	M	57	Feb. 2	10 th	San Benito C.	
	1	F	57	Feb. 2	11 th	San Benito C.	
	1		65	Feb. 28	16 th	Santa Clara C.	
	1			Feb. 21	13 th	Humboldt C.	
	1			Feb. 21	14 th	Sacramento C.	
	1			Feb. 26	15 th	[Northern California]	
Massachusetts	1	M	20s	Feb. 1	8 th	Boston	[16]
Arizona	1	unkn.	student	Jan. 26	5 th	Maricopa County	
Wisconsin	1			Feb. 5	12 th	Madison	

Patients Under Investigation (PUI) in the United States

CDC in the early stages released information regarding the number of cases and people under investigation that was updated regularly on Mondays, Wednesdays, and Fridays. Below we provide the historical reports that we were able to gather in order to track the progression in the number of suspected cases and US states involved through time in the initial stages

As of Feb. 10:

<i>Number of U.S. States with PUI</i>	<i>36</i>
Positive	12
Negative	318
Pending (specimens awaiting testing)	68
TOTAL	398

As of Feb. 7:

<i>Number of U.S. States with PUI</i>	<i>36</i>
Positive	12
Negative	225
Pending (specimens awaiting testing)	100
TOTAL	337

As of Feb. 5:

<i>Number of U.S. States with PUI</i>	<i>36</i>
Positive	11
Negative	206
Pending (specimens awaiting testing)	76
TOTAL	293

As of Feb. 3:

<i>Number of U.S. States with PUI</i>	<i>36</i>
Positive	11
Negative	167
Pending (specimens awaiting testing)	82
TOTAL	260

As of January 31:

<i>Number of U.S. States with PUI</i>	<i>36</i>
Positive	6
Negative	114
Pending (specimens awaiting testing)	121
TOTAL	241

Previously, as of January 29, there were 92 suspected cases awaiting testing.

<i>Number of U.S. States with PUI</i>	<i>36</i>
Positive	5
Negative	68
Pending (specimens awaiting testing)	92
TOTAL	165

Timeline of Events

-  On January 31, HHS declared Coronavirus a Public Health Emergency in the US (<https://www.hhs.gov/about/news/2020/01/31/secretary-azar-declares-public-health-emergency-us-2019-novel-coronavirus.html>)
As of Jan. 31, the Wuhan coronavirus is officially a public health emergency in the United States, Alex Azar, secretary of the US Department of Health and Human Services (HHS), announced at a White House press briefing.
-  On Jan. 31, the U.S. Centers for Disease Control and Prevention (CDC) **issued a federal quarantine for 14 days** affecting the 195 American evacuees from Wuhan, China. Starting Sunday, Feb. 2, U.S. citizens, permanent residents and immediate family who have visited China's Hubei province will undergo a **mandatory 14 days quarantine** and, if they have visited other parts of China, they would be screened at airports and asked to self-quarantine for 14 days. The last time the CDC had issued a quarantine was over 50 years ago in the 1960s, for smallpox.
-  President Donald Trump signed an order on Jan. 31 for the U.S. to **deny entry to foreign nationals who traveled to China** within the preceding two weeks, aside from the immediate family of U.S. citizens.
- On Jan. 30, the CDC had confirmed the **first case of person to person transmission in the U.S.:** ^[12] the husband of the Chicago, Illinois case who had returned from Wuhan, China on Jan. 13 and who tested positive for the virus on Jan. 24).
- CDC stated on Jan. 30 that "It is likely there will be more cases of 2019-nCoV reported in the U.S. in the coming days and weeks, including more person-to-person spread."^[12]
- The virus had been confirmed in **5 states**.
- On Jan. 31, **New York City** health officials vehemently denied the rumor regarding a coronavirus case in the city ^[13]. On Feb. 1, however, the city's health commissioner did report that there was a test being performed on a person under 40 who had returned from China, developed matching symptoms, and tested negative to the seasonal flu.
- **Most US patients had recently visited Wuhan.**
- All of the first five U.S. cases were described as **mild**.
- A study on the first US case of novel coronavirus detailed mild symptoms followed by pneumonia (https://www.cnn.com/2020/01/31/health/washington-coronavirus-study-nejm/index.html?utm_term=link&utm_medium=social&utm_content=2020-02-01T00)

U.S. Airlines suspended ALL flights between the U.S. and China

On Friday, January 31, Delta, American and United announced they would temporarily suspend all of their mainland China flights in response to the coronavirus outbreak.^[14]

Prior to this January 31 announcement:

- **UNITED AIRLINES**
on Jan. 28 had announced it would cut 24 flights between the U.S. and China for the first week of February.
- **AMERICAN AIRLINES**
on Jan. 29 had announced it would suspend flights from Los Angeles to Shanghai and Beijing from Feb. 9 through March 27, 2020. It will maintain its flight schedules (10 daily A/R) from Dallas-Fort Worth to Shanghai and Beijing, as well as from Los Angeles and Dallas-Fort Worth to Hong Kong.
- **DELTA**
had not adjusted its schedule of direct flights from the U.S. to China. It is the only airline with direct flights to not take action so far.

The White House was considering issuing a ban on flights between the United States and China, as of late Jan. 28^[11]. Italy has announced on January 31 that it was suspending all flights to and from China following the first 2 cases of coronavirus in Italy.

Travel Alert: Do Not Travel to China

- The U.S. State Department on January 30 issued a **Level 4: Do Not Travel to China Alert** (<https://travel.state.gov/content/travel/en/traveladvisories/traveladvisories/china-travel-advisory.html>) ^[4] (the highest level of alert).
- Previously, on January 29, the advisory was set at a lower "Level 3: Reconsider Travel" advising not to travel to Hubei Province: (Level 4) and reconsider travel to the remainder of China (Level 3).
- The CDC on Jan. 28 issued a Level 3 Warning (<https://wwwnc.cdc.gov/travel/notices/warning/novel-coronavirus-china>), recommending that travelers **avoid all nonessential travel to China** ^[5].

Screening incoming passengers at 20 airports in the U.S.

On January 17, the CDC announced that 3 airports in the United States would begin screening incoming passengers from China: SFO, JFK, and LAX ^[6] Other 2 airports were added subsequently, and on January 28, the U.S. Department of Health and Human Services (HHS) announced that 15 additional U.S. airports (bringing the total to 20) would begin screening incoming travelers from China.

Below is the complete list of airports where screening for the 2019 Novel Coronavirus (2019-nCoV) is in place:

- Los Angeles International (LAX)
- San Francisco International (SFO)
- Chicago O'Hare
- New York JFK
- Atlanta Hartsfield-Jackson International
- Houston George Bush Intercontinental
- Dallas-Fort Worth International
- San Diego International
- Seattle-Tacoma International
- Honolulu International
- Anchorage Ted Stevens International
- Minneapolis-St. Paul International
- Detroit Metropolitan
- Miami International
- Washington Dulles International
- Philadelphia International
- Newark Liberty International
- Boston Logan International
- El Paso International
- Puerto Rico's San Juan Airport

Sources for the historical account

1. Novel Coronavirus (2019-nCoV) situation reports (<https://www.who.int/emergencies/diseases/novel-coronavirus-2019/situation-reports/>) - World Health Organization (<https://www.who.int/>) (WHO)
2. 2019 Novel Coronavirus (2019-nCoV) in the U.S (<https://www.cdc.gov/coronavirus/2019-ncov/cases-in-us.html>) - U.S. Centers for Disease Control and Prevention (<https://www.cdc.gov/>) (CDC)
3. Symptoms of Novel Coronavirus (2019-nCoV) (<https://www.cdc.gov/coronavirus/2019-ncov/about/symptoms.html>) - CDC
4. China Travel Advisory (<https://travel.state.gov/content/travel/en/traveladvisories/traveladvisories/china-travel-advisory.html>) - U.S. State Department, accessed January 31, 2020.
5. Novel Coronavirus in China - Warning - Level 3, Avoid Nonessential Travel (<https://wwwnc.cdc.gov/travel/notices/warning/novel-coronavirus-china>) - CDC, January 28, 2020.
6. Public Health Screening to Begin at 3 U.S. Airports for 2019 Novel Coronavirus ("2019-nCoV") (<https://www.cdc.gov/media/releases/2020/p0117-coronavirus-screening.html>) - CDC January 17, 2020
7. First Travel-related Case of 2019 Novel Coronavirus Detected in United States (<https://www.cdc.gov/media/releases/2020/p0121-novel-coronavirus-travel-case.html>) - CDC, January 21, 2020
8. Second Travel-related Case of 2019 Novel Coronavirus Detected in United States (<https://www.cdc.gov/media/releases/2020/p0124-second-travel-coronavirus.html>) - CDC, January 24, 2020
9. CDC confirms additional cases of 2019 Novel Coronavirus in United States (<https://www.cdc.gov/media/releases/2020/s0126-coronavirus-new-cases.html>) - CDC, January 26, 2020
10. 2019 Novel Coronavirus (2019-nCoV) in the U.S. (<https://www.cdc.gov/coronavirus/2019-ncov/cases-in-us.html>) - CDC, Updated January 29, 2020

11. White House considers ban on flights to China amid coronavirus outbreak (<https://eu.usatoday.com/story/travel/news/2020/01/28/white-house-considers-ban-china-flights-amid-coronavirus-outbreak/4602839002/>) - USA Today, Jan. 28, 2020
12. CDC Confirms Person-to-Person Spread of New Coronavirus in the United States (<https://www.cdc.gov/media/releases/2020/p0130-coronavirus-spread.html>) - CDC Press Release, Jan. 30, 2020
13. NYC Officials Deny Report Of Coronavirus Amid Confusion (<https://www.forbes.com/sites/sergeiklebnikov/2020/01/31/nyc-officials-deny-report-of-coronavirus-amid-confusion/#351e47b5652c>) - Forbes, Jan. 31, 2020
14. Delta, American, United to suspend all China mainland flights as coronavirus crisis grows (<https://eu.usatoday.com/story/travel/2020/01/31/coronavirus-china-flight-ban-delta-cuts-all-flights-white-house/4620989002/>) - USA Today, Jan. 31, 2020
15. Secretary Azar Declares Public Health Emergency for United States for 2019 Novel Coronavirus (<https://www.hhs.gov/about/news/2020/01/31/secretary-azar-declares-public-health-emergency-us-2019-novel-coronavirus.html>) - U.S. Department of Health and Human Services (HHS), Jan. 31, 2020
16. Man returning from Wuhan, China is first case of 2019 Novel Coronavirus confirmed in Massachusetts (<https://www.mass.gov/news/man-returning-from-wuhan-china-is-first-case-of-2019-novel-coronavirus-confirmed-in>) - Massachusetts Department of Public Health, Feb. 1, 2020
17. County of Santa Clara Public Health Department Reports First Case of Novel (new) Coronavirus (<https://www.sccgov.org/sites/phd/news/Pages/novel-coronavirus-1-31-2020.aspx>) - Santa Clara County Public Health, Jan. 31, 2020
18. Coronavirus: First case confirmed in Santa Clara County (<https://www.mercurynews.com/2020/01/31/santa-clara-coronavirus/>) - Mercury News, Jan. 31, 2020

worldometer (/)

[about \(/about/\)](#) | [faq \(/faq/\)](#) | [languages \(/languages/\)](#) | [contact \(/contact/\)](#) | [report coronavirus cases \(/report_us/\)](#)



[\(/newsletter-subscribe/\)](#)



[\(/https://twitter.com/Worldometers\)](https://twitter.com/Worldometers)



[\(/https://www.facebook.com/Worldometers.info\)](https://www.facebook.com/Worldometers.info)